

**Course Assessment Report
Washtenaw Community College**

Discipline	Course Number	Title
Dental Assisting	102	DEN 102 12/19/2018- Managing Safe Practice in Dentistry
Division	Department	Faculty Preparer
Health Sciences	Allied Health	Kristina Sprague
Date of Last Filed Assessment Report		

I. Review previous assessment reports submitted for this course and provide the following information.

1. Was this course previously assessed and if so, when?

No

2. Briefly describe the results of previous assessment report(s).

3.

4. Briefly describe the Action Plan/Intended Changes from the previous report(s), when and how changes were implemented.

5.

II. Assessment Results per Student Learning Outcome

Outcome 1: Identify basic concepts related to diseases and their transmission.

- Assessment Plan
 - Assessment Tool: Departmental exam
 - Assessment Date: Winter 2018
 - Course section(s)/other population: All
 - Number students to be assessed: All
 - How the assessment will be scored: Answer key, followed by item analysis
 - Standard of success to be used for this assessment: 80% of students will answer each item correctly and 80% of the students to receive 80% overall.

- Who will score and analyze the data: DA Faculty

1. Indicate the Semester(s) and year(s) assessment data were collected for this report.

Fall (indicate years below)	Winter (indicate years below)	SP/SU (indicate years below)
2017, 2018, 2016		

2. Provide assessment sample size data in the table below.

# of students enrolled	# of students assessed
84	39

3. If the number of students assessed differs from the number of students enrolled, please explain why all enrolled students were not assessed, e.g. absence, withdrawal, or did not complete activity.

There may be duplicates due to the labs. Only 39 students completed the assessment activity.

4. Describe how students from all populations (day students on campus, DL, MM, evening, extension center sites, etc.) were included in the assessment based on your selection criteria.

Students from the single section of each year were assessed.

5. Describe the process used to assess this outcome. Include a brief description of this tool and how it was scored.

The assessment tool was a final exam consisting of multiple choice items.

The exam was scored through Blackboard and an item analysis was generated.

6. Briefly describe assessment results based on data collected for this outcome and tool during the course assessment. Discuss the extent to which students achieved this learning outcome and indicate whether the standard of success was met for this outcome and tool.

Met Standard of Success: No

Fall 2016 - 11 out of 20 questions were targeted for review - 45% of the questions were answered correctly by 80% of the students

Fall 2017 - 2 out of 20 questions were targeted for review - 90% of the questions were answered correctly by 80% of the students

Fall 2018 - 6 out of 20 questions were targeted for review - 70% of the questions were answered correctly by 80% of the students

Standard of success - 80% of the students will answer each item correctly and 80% of the students will score 80% overall.

7. Based on your interpretation of the assessment results, describe the areas of strength in student achievement of this learning outcome.

The students were able to correctly identify the application of disease transmission in a clinical setting.

8. Based on your analysis of student performance, discuss the areas in which student achievement of this learning outcome could be improved. If student met standard of success, you may wish to identify your plans for continuous improvement.

The students struggled with the various types of Hepatitis and their transmission.

Outcome 2: Identify OSHA and CDC guidelines concerning safe practice in dentistry.

- Assessment Plan
 - Assessment Tool: Departmental exam
 - Assessment Date: Winter 2018
 - Course section(s)/other population: All
 - Number students to be assessed: All
 - How the assessment will be scored: Answer key, followed by item analysis
 - Standard of success to be used for this assessment: 80% of students will answer each item correctly and 80% of the students to receive 80% overall.
 - Who will score and analyze the data: DA Faculty

1. Indicate the Semester(s) and year(s) assessment data were collected for this report.

Fall (indicate years below)	Winter (indicate years below)	SP/SU (indicate years below)
2018, 2017, 2016		

2. Provide assessment sample size data in the table below.

# of students enrolled	# of students assessed
84	39

3. If the number of students assessed differs from the number of students enrolled, please explain why all enrolled students were not assessed, e.g. absence, withdrawal, or did not complete activity.

There may be duplicates due to the labs. Only 39 students completed the assessment activity.

4. Describe how students from all populations (day students on campus, DL, MM, evening, extension center sites, etc.) were included in the assessment based on your selection criteria.

Students from the single section each year were assessed.

5. Describe the process used to assess this outcome. Include a brief description of this tool and how it was scored.

The assessment tool was a final exam consisting of multiple choice items.

The exam was scored through Blackboard and an item analysis was generated.

6. Briefly describe assessment results based on data collected for this outcome and tool during the course assessment. Discuss the extent to which students achieved this learning outcome and indicate whether the standard of success was met for this outcome and tool.

Met Standard of Success: No

Fall 2016 - 8 out of 38 questions were targeted for review - 79% of the questions were answered correctly by 80% of the students

Fall 2017 - 4 out of 38 questions were targeted for review - 89% of the questions were answered correctly by 80% of the students

Fall 2018 - 8 out of 38 questions were targeted for review - 79% of the questions were answered correctly by 80% of the students

Standard of success - 80% of the students will answer each item correctly and 80% of the students will score 80% overall.

7. Based on your interpretation of the assessment results, describe the areas of strength in student achievement of this learning outcome.

The students were able to correctly identify the application of disease transmission implementing CDC guidelines and OSHA regulations.

8. Based on your analysis of student performance, discuss the areas in which student achievement of this learning outcome could be improved. If student met standard of success, you may wish to identify your plans for continuous improvement.

Students struggle with identifying the various regulatory agencies and their roles.

Outcome 3: Practice disinfecting and sterilization techniques.

- Assessment Plan
 - Assessment Tool: Practical Exam
 - Assessment Date: Winter 2018
 - Course section(s)/other population: All
 - Number students to be assessed: All
 - How the assessment will be scored: Performance validations are rated with numerical scores based on a departmental rubric. Scores are added to obtain a total.
 - Standard of success to be used for this assessment: 90% of students will pass on first attempt.
 - Who will score and analyze the data: DA Faculty

1. Indicate the Semester(s) and year(s) assessment data were collected for this report.

Fall (indicate years below)	Winter (indicate years below)	SP/SU (indicate years below)
2018, 2017, 2016		

2. Provide assessment sample size data in the table below.

# of students enrolled	# of students assessed
84	39

3. If the number of students assessed differs from the number of students enrolled, please explain why all enrolled students were not assessed, e.g. absence, withdrawal, or did not complete activity.

There may be duplicates due to the labs. Only 39 students completed the assessment activity.

4. Describe how students from all populations (day students on campus, DL, MM, evening, extension center sites, etc.) were included in the assessment based on your selection criteria.

Students from the single section each year were assessed.

5. Describe the process used to assess this outcome. Include a brief description of this tool and how it was scored.

Clinical evaluations are rated with numerical scores based on a departmental rubric. Scores are added to obtain a total.

6. Briefly describe assessment results based on data collected for this outcome and tool during the course assessment. Discuss the extent to which students achieved this learning outcome and indicate whether the standard of success was met for this outcome and tool.

Met Standard of Success: Yes

Fall 2016 - 100% of the students passed at 85% or higher

Fall 2017 - 90% of the students passed at 85% or higher

Fall 2018 - 87% of the students passed at 85% or higher

90% of students will pass on first attempt.

7. Based on your interpretation of the assessment results, describe the areas of strength in student achievement of this learning outcome.

Students perform adequately and show an acceptable foundation of knowledge and skill in the sterilization area.

8. Based on your analysis of student performance, discuss the areas in which student achievement of this learning outcome could be improved. If student met standard of success, you may wish to identify your plans for continuous improvement.

Students' retention of basic concepts need to be improved. They are able to pass their practical exam but need more practice closer to the application in a clinical setting.

III. Course Summary and Intended Changes Based on Assessment Results

1. Based on the previous report's Intended Change(s) identified in Section I above, please discuss how effective the changes were in improving student learning.

2.

3. Describe your overall impression of how this course is meeting the needs of students. Did the assessment process bring to light anything about student achievement of learning outcomes that surprised you?

While there are always areas that can be improved upon, the students show adequate knowledge at that snapshot in time.

4. Describe when and how this information, including the action plan, was or will be shared with Departmental Faculty.

The information will be shared at the next program meeting.

5. Intended Change(s)

Intended Change	Description of the change	Rationale	Implementation Date
Course Assignments	Additional assignments and activities related to outcome #1 and #2 will be added.	This class is the first science based class many of the students have had. The concepts can be difficult and we continually work toward improving student success.	2019
Course Materials (e.g. textbooks, handouts, on-line ancillaries)	Demonstration videos have been created and will be added to the BlackBoard site for home review to help address students difficulties with outcome #3.	Students need more reinforcement on the assigned skills.	2019

6. Is there anything that you would like to mention that was not already captured?

This is a 7 1/2 week course at the beginning of the semester. Subsequent courses will be slightly modified to include utilization of the sterilization area.

III. Attached Files

Assessment Data

Faculty/Preparer: Kristina Sprague **Date:** 12/19/2018
Department Chair: Kristina Sprague **Date:** 12/19/2018
Dean: Valerie Greaves **Date:** 01/01/2019
Assessment Committee Chair: Shawn Deron **Date:** 04/18/2019

**Course Assessment Report
Washtenaw Community College**

Discipline	Course Number	Title
Dental Assisting	102	DEN 102 01/07/2015- Managing Safe Practice in Dentistry
Division	Department	Faculty Preparer
Math, Science and Health	Allied Health	Kristina Sprague
Date of Last Filed Assessment Report		

I. Assessment Results per Student Learning Outcome

Outcome 1: Identify basic concepts related to diseases and their transmission.

- Assessment Plan
 - Assessment Tool: Multiple choice exam.
 - Assessment Date: Fall 2008
 - Course section(s)/other population: all
 - Number students to be assessed: all
 - How the assessment will be scored:
 - Standard of success to be used for this assessment:
 - Who will score and analyze the data:

1. Indicate the Semester(s) and year(s) assessment data were collected for this report.

Fall (indicate years below)	Winter (indicate years below)	SP/SU (indicate years below)
2014, 2013, 2012		

2. Provide assessment sample size data in the table below.

# of students enrolled	# of students assessed
110	53

3. If the number of students assessed differs from the number of students enrolled, please explain why all enrolled students were not assessed, e.g. absence, withdrawal, or did not complete activity.

All students that took the written final were assessed. The above number counted
--

students twice. Once for the lab section and once for the lecture section.

4. Describe how students from all populations (day students on campus, DL, MM, evening, extension center sites, etc.) were included in the assessment based on your selection criteria.

All students that took the written final were assessed.

5. Describe the process used to assess this outcome. Include a brief description of this tool and how it was scored.

The final exam was scored in BlackBoard and an item analysis was generated.

6. Briefly describe assessment results based on data collected for this outcome and tool during the course assessment. Discuss the extent to which students achieved this learning outcome and indicate whether the standard of success was met for this outcome and tool.

Met Standard of Success: Yes

For 2012 - 100% passed the final with 80% or higher.

For 2013 - 93% passed with 80% or higher.

For 2014 - 89% passed with 80% or higher (on the second attempt, 94% passed with 80% or higher).

Overall 94% passed with a score of 80% or higher. The benchmark was 80% of the students will score 80% overall.

7. Based on your interpretation of the assessment results, describe the areas of strength in student achievement of this learning outcome.

Given their overall performance on the final, students seem to have a basic understanding of the concepts related to diseases and their transmission.

8. Based on your analysis of student performance, discuss the areas in which student achievement of this learning outcome could be improved. If student met standard of success, you may wish to identify your plans for continuous improvement.

There were 6 questions on the written final targeted for review. These questions will be reviewed for content and either rewritten or content will be added for better student understanding.

Outcome 2: Identify OSHA and CDC guidelines concerning safe practice in dentistry.

- Assessment Plan
 - Assessment Tool: Multiple choice exam.
 - Assessment Date: Fall 2008
 - Course section(s)/other population: all
 - Number students to be assessed: all
 - How the assessment will be scored:
 - Standard of success to be used for this assessment:
 - Who will score and analyze the data:

1. Indicate the Semester(s) and year(s) assessment data were collected for this report.

Fall (indicate years below)	Winter (indicate years below)	SP/SU (indicate years below)
2014, 2013, 2012		

2. Provide assessment sample size data in the table below.

# of students enrolled	# of students assessed
110	53

3. If the number of students assessed differs from the number of students enrolled, please explain why all enrolled students were not assessed, e.g. absence, withdrawal, or did not complete activity.

All students that took the written final were assessed. The above number counted students twice. Once for the lab section and once for the lecture section.

4. Describe how students from all populations (day students on campus, DL, MM, evening, extension center sites, etc.) were included in the assessment based on your selection criteria.

All students that completed the written final were assessed.

5. Describe the process used to assess this outcome. Include a brief description of this tool and how it was scored.

The final exam was scored in BlackBoard and an item analysis was generated.

6. Briefly describe assessment results based on data collected for this outcome and tool during the course assessment. Discuss the extent to which students achieved this learning outcome and indicate whether the standard of success was met for this outcome and tool.

Met Standard of Success: <u>Yes</u>
For 2012 - 100% passed the final with 80% or higher.
For 2013 - 93% passed with 80% or higher.
For 2014 - 89% passed with 80% or higher (on the second attempt, 94% passed with 80% or higher).
Overall 94% passed with a score of 80% or higher. The benchmark was 80% of the students will score 80% overall.

7. Based on your interpretation of the assessment results, describe the areas of strength in student achievement of this learning outcome.

Given their overall performance on the final, students seem to have a basic understanding of OSHA and CDC guidelines concerning safe practice in dentistry.

8. Based on your analysis of student performance, discuss the areas in which student achievement of this learning outcome could be improved. If student met standard of success, you may wish to identify your plans for continuous improvement.

There were 7 questions on the written final targeted for review. These questions will be reviewed for content and either rewritten or content will be added for better student understanding.

Outcome 3: Practice disinfecting and sterilization techniques

- Assessment Plan
 - Assessment Tool: Review of performance ratings using performance validation criteria.
 - Assessment Date: Fall 2008
 - Course section(s)/other population: all
 - Number students to be assessed: all
 - How the assessment will be scored:
 - Standard of success to be used for this assessment:
 - Who will score and analyze the data:

1. Indicate the Semester(s) and year(s) assessment data were collected for this report.

Fall (indicate years below)	Winter (indicate years below)	SP/SU (indicate years below)
-----------------------------	-------------------------------	------------------------------

2014, 2013, 2012		
------------------	--	--

2. Provide assessment sample size data in the table below.

# of students enrolled	# of students assessed
110	53

3. If the number of students assessed differs from the number of students enrolled, please explain why all enrolled students were not assessed, e.g. absence, withdrawal, or did not complete activity.

All students that took the clinical final were assessed. The above number counted students twice. Once for the lab section and once for the lecture section.

4. Describe how students from all populations (day students on campus, DL, MM, evening, extension center sites, etc.) were included in the assessment based on your selection criteria.

All students were assessed.

5. Describe the process used to assess this outcome. Include a brief description of this tool and how it was scored.

The clinical validations contain a list of criteria that are expected to be met. Each criteria is evaluated on a pass/fail basis. Clinical validations have numerical scores which are added to obtain a total. Students are expected to obtain 90%, or it must be retaken.

6. Briefly describe assessment results based on data collected for this outcome and tool during the course assessment. Discuss the extent to which students achieved this learning outcome and indicate whether the standard of success was met for this outcome and tool.

Met Standard of Success: Yes

2012- 93% passed on the first attempt.

2013- 95% passed on the first attempt.

2014- 100% passed on the first attempt.

Overall 96% passed on first attempt. Standard of success : 90% of students will pass on first attempt

7. Based on your interpretation of the assessment results, describe the areas of strength in student achievement of this learning outcome.

Following the clinical finals, it was clear that the students were adequately

prepared to work in the sterilization area.

8. Based on your analysis of student performance, discuss the areas in which student achievement of this learning outcome could be improved. If student met standard of success, you may wish to identify your plans for continuous improvement.

Over the past three years, pass rates have only improved. This reflects the additional practice time given to students. This additional time will continued to be offered.

II. Course Summary and Action Plans Based on Assessment Results

1. Describe your overall impression of how this course is meeting the needs of students. Did the assessment process bring to light anything about student achievement of learning outcomes that surprised you?

Nothing about the students' performance was a surprise. The students seemed to have a grasp of the material and have the basic understanding of disease transmission and how to prevent it, as well as apply OSHA and CDC guidelines for safe practice.

2. Describe when and how this information, including the action plan, was or will be shared with Departmental Faculty.

The faculty meet on a regular basis and were involved in this assessment process. Any action plan will be discussed at our next meeting.

3. Intended Change(s)

Intended Change	Description of the change	Rationale	Implementation Date
No changes intended.			

4. Is there anything that you would like to mention that was not already captured?
-
-

III. Attached Files

[DEN 102 Assessment data](#)
[DEN 102 Clinical Validation](#)

Faculty/Preparer: Kristina Sprague **Date:** 01/08/2015
Department Chair: Connie Foster **Date:** 01/09/2015
Dean: Kristin Brandemuehl **Date:** 01/09/2015

Assessment Committee Chair: Michelle Garey

Date: 02/11/2015

COURSE ASSESSMENT REPORT

I. Background Information

1. Course assessed:
 Course Discipline Code and Number: **DEN 102**
 Course Title: **Managing Safe Practice in Dentistry**
 Division/Department Codes: **MSH**

2. Semester assessment was conducted (check one):

- Fall 20__
 Winter 20__
 Spring/Summer 2012

3. Assessment tool(s) used: check all that apply.

- Portfolio
 Standardized test
 Other external certification/licensure exam (specify):
 Survey
 Prompt
 Departmental exam
 Capstone experience (specify):
 Other (specify): **Practical Exam**

4. Have these tools been used before?

- Yes
 No

If yes, have the tools been altered since its last administration? If so, briefly describe changes made.
Frequently missed questions were reviewed/altered from previous assessment.

5. Indicate the number of students assessed and the total number of students enrolled in the course.
63 students – 26 from 2009, 18 from Fall 2010 and 19 from Fall 2011

6. If all students were not assessed, describe how students were selected for the assessment. *(Include your sampling method and rationale.)*

II. Results

1. Briefly describe the changes that were implemented in the course as a result of the previous assessment.
Additional classroom time was spent on terminology used in referring to diseases and their transmission. Also for the Fall 2011 offering we offered separate lab sections allowing for smaller groups.

2. List each outcome that was assessed for this report exactly as it is stated on the course master syllabus. *(You can copy and paste these from CurricUNET's WR report.)*

- a. **Identify basic concepts related to diseases and their transmission.**
- b. **Identify OSHA and CDC guidelines concerning safe practice in dentistry.**
- c. **Practice disinfecting and sterilization techniques**

3. For each outcome that was assessed, indicate the standard of success exactly as it is stated on the course master syllabus. *(You can copy and paste these from CurricUNET's WR report.)*

Outcome 1: Standard to be used is 80% for each item. Items with scores lower than 80% will be targeted for review.

logged 5/24/12 sjr

COURSE ASSESSMENT REPORT

Outcome 2: Standard to be used is 80% for each item. Items with scores lower than 80% will be targeted for review.

Outcome 3: Standard to be used is 90% students pass on first attempt.

4. Briefly describe assessment results based on data collected during the course assessment. Indicate the extent to which students are achieving each of the learning outcomes listed above and state whether the standard of success was met for each outcome. *In a separate document, include a summary of the data collected and any rubrics or scoring guides used for the assessment.*

Outcome #1 3 out of 24 items were targeted for review (department exam)

Outcome #2 15 out of 66 items were targeted for review (department exam)

**Outcome #3 92% of the students passed on the first attempt (practical exam)
(92% in 2009, 88% in 2010, and 95% in 2011)
Benchmark was met overall (fell short in 2010)**

5. Describe the areas of strength and weakness in students' achievement of the learning outcomes shown in the assessment results. *(This should be an interpretation of the assessment results described above and a thoughtful analysis of student performance.)*

Strengths: With the increase in percentage of students that passed the practical exam on the first attempt, the smaller labs have helped with students understanding with regards to disinfecting and sterilization techniques. Students also proved an understanding of the basic concepts related to diseases and their transmission. While students scored low in Outcome #2 assessments, students scored better on the final overall each year.

Weaknesses: 33% of the questions regarding OSHA and CDC guidelines were missed.

III. Changes influenced by assessment results

1. If weaknesses were found (see above) or students did not meet expectations, describe the action that will be taken to address these weaknesses. *(If students met all expectations, describe your plan for continuous improvement.)*

The low scoring in questions relating to OSHA and CDC guidelines is a great concern. All questions targeted for review will be discussed in a faculty meeting. The department will work on adding case studies to the modules and discussing them further in class.

2. Identify intended changes that will be instituted based on results of this assessment activity (check all that apply). Please describe changes and give rationale for change.
- a. Outcomes/Assessments on the Master Syllabus
Change/rationale:
 - b. Objectives/Evaluation on the Master Syllabus
Change/rationale:
 - c. Course pre-requisites on the Master Syllabus
Change/rationale:
 - d. 1st Day Handouts
Change/rationale:
 - e. Course assignments
Change/rationale:
 - f. Course materials (check all that apply)
 - Textbook

COURSE ASSESSMENT REPORT

Other:

g. Instructional methods
Change/rationale:

h. Individual lessons & activities
Change/rationale: **As mentioned above, case based questions will be added to the module and discussed in class.**

3. What is the timeline for implementing these actions?
Additions to the module will be addressed prior to the next offering in Fall 2012.

IV. Future plans

1. Describe the extent to which the assessment tools used were effective in measuring student achievement of learning outcomes for this course.




All assessment tools were found to be effective.

2. If the assessment tools were not effective, describe the changes that will be made for future assessments.

3. Which outcomes from the master syllabus have been addressed in this report?

All x Selected _____
If "All", provide the report date for the next full review: Winter 2015
If "Selected", provide the report date for remaining outcomes: _____

Submitted by:

Print: <u>Kristina Sprague</u> Faculty/Preparer	Signature: <u></u>	Date: <u>5/10/12</u>
Print: <u>Connie Fosota</u> Department Chair	Signature: <u></u>	Date: <u>5/16/12</u>
Print: <u>Martha A. Showalter</u> Dean/Administrator	Signature: <u></u>	Date: <u>5/18/12</u>

COURSE ASSESSMENT REPORT

I. Background Information

1. Course assessed:
 Course Discipline Code and Number: **DEN 102**
 Course Title: **Managing Safe Practice in Dentistry**
 Division/Department Codes: **Health and Applied Technologies (HAT)**

2. Semester assessment was conducted (check one):
 Fall 2008_
 Winter 20__
 Spring/Summer 20__

3. Assessment tool(s) used: check all that apply.
 Portfolio
 Standardized test
 Other external certification/licensure exam (specify):
 Survey
 Prompt
 Departmental exam
 Capstone experience (specify):
 Other (specify): **Practical Exam**

4. Have these tools been used before?
 Yes
 No

If yes, have the tools been altered since its last administration? If so, briefly describe changes made.
For the multiple choice exam, there was clarification of the wording. The administration of the test was changed to allow for item analysis.
For the practical exam, a performance rubric was added in addition to the check off sheet.

5. Indicate the number of students assessed/total number of students enrolled in the course.
There were 21 students enrolled.

6. Describe how students were selected for the assessment.
All students were assessed.

II. Results

1. Briefly describe the changes that were implemented in the course as a result of the previous assessment.
The administration of the departmental exam was changed to allow for item analysis.
For the practical exam, a performance rubric was added in addition to the check off sheet.

2. State each outcome (verbatim) from the master syllabus for the course that was assessed.
 1. **Identify basic concepts related to diseases and their transmission.**

 2. **Identify OSHA and CDC guidelines concerning safe practice in dentistry.**

 3. **Practice disinfecting and sterilization techniques**

3. Briefly describe assessment results based on data collected during the course assessment, demonstrating the extent to which students are achieving each of the learning outcomes listed above. *Please attach a summary of the data collected.*
Outcome 1 and 2: 23 out of 110 items were targeted for review

Outcome 3 : **81% passed on the first attempt**
This course is critical and a foundation in their DA education, we are unwilling to lower our standards. Students do have the opportunity to retake this practical exam and of the 4 students that had to retake it, 3 passed on their second attempt. 2 of the 4 students did not pass the course and will be unable to continue in the program

COURSE ASSESSMENT REPORT

4. For each outcome assessed, indicate the standard of success used, and the percentage of students who achieved that level of success. *Please attach the rubric/scoring guide used for the assessment.*
1. **Outcome 1: Standard to be used is 80% for each item. Items with scores lower than 80% will be targeted for review. 85% of the students achieved 80% or higher**
 2. **Outcome 2: Standard to be used is 80% for each item. Items with scores lower than 80% will be targeted for review. 85% of the students achieved 80% or higher**
 3. **Outcome 3: Standard to be used is 90% students pass on first attempt. 81% passed on the first attempt.**
5. Describe the areas of strength and weakness in students' achievement of the learning outcomes shown in assessment results.

Strengths: A majority of the students mastered the skills outlined in Outcome #3. The departmental exam demonstrated that the students had a basic understanding of OSHA and CDC guidelines concerning safe practice in dentistry.

Weaknesses: The departmental exam demonstrated that the students had not sufficiently mastered the terminology used in referring to diseases and their transmission.

III. Changes influenced by assessment results

1. If weaknesses were found (see above) or students did not meet expectations, describe the action that will be taken to address these weaknesses.

Outcome 1: All items with scores lower than 80% will be reviewed. Frequently missed questions on the final will be reviewed and additional questions added to the post tests to test the level of comprehension and better prepare students for the final

Outcome 3: Additional classroom experience or discussion will be added.

2. Identify intended changes that will be instituted based on results of this assessment activity (check all that apply). Please describe changes and give rationale for change.

a. Outcomes/Assessments on the Master Syllabus
Change/rationale:

b. Objectives/Evaluation on the Master Syllabus
Change/rationale:

c. Course pre-requisites on the Master Syllabus
Change/rationale:

d. 1st Day Handouts
Change/rationale:

e. Course assignments **As mentioned above, the post tests and final will be revised.**

f. Course materials (check all that apply)
 Textbook
 Handouts
 Other:

g. Instructional methods
Change/rationale:

h. Individual lessons & activities
Change/rationale: **Additional class time will be allocated to the areas where weaknesses were noted.**

COURSE ASSESSMENT REPORT

- 3. What is the timeline for implementing these actions? Changes to the multiple choice questions will ^{be} addressed prior to the next offering. Additional classroom time will be allocated beginning with the Fall 2009 semester.

IV. Future plans

- 1. Describe the extent to which the assessment tools used were effective in measuring student achievement of learning outcomes for this course.

All assessment tools were found to be effective.

- 2. If the assessment tools were not effective, describe the changes that will be made for future assessments.
N/A

- 3. Which outcomes from the master syllabus have been addressed in this report?

All X Selected _____

If "All", provide the report date for the next full review: Fall 2011

If "Selected", provide the report date for remaining outcomes: _____

Submitted by:

Name: [Signature] Date: 10/10/08
Print/Signature

Department Chair: [Signature] Date: 10/8/08
Print/Signature

Dean: [Signature] Date: 10/2/08
Print/Signature