

**Course Assessment Report**  
**Washtenaw Community College**

Discipline	Course Number	Title
Dental Assisting	128	DEN 128 11/21/2016- Dental Radiography Practicum
Division	Department	Faculty Preparer
Health Sciences	Allied Health	Kristina Sprague
Date of Last Filed Assessment Report		

**I. Assessment Results per Student Learning Outcome**

Outcome 1: Produce diagnostically acceptable dental radiographs.

- Assessment Plan
  - Assessment Tool: Review of class set of performance ratings using criteria.
  - Assessment Date: Spring/Summer 2015
  - Course section(s)/other population: All
  - Number students to be assessed: All
  - How the assessment will be scored: Full mouth x-ray will be evaluated using departmentally-developed evaluation.
  - Standard of success to be used for this assessment: 90% of the students pass at 85%
  - Who will score and analyze the data: DA Faculty

1. Indicate the Semester(s) and year(s) assessment data were collected for this report.

Fall (indicate years below)	Winter (indicate years below)	SP/SU (indicate years below)
	2015, 2016, 2014	

2. Provide assessment sample size data in the table below.

# of students enrolled	# of students assessed
44	43

3. If the number of students assessed differs from the number of students enrolled, please explain why all enrolled students were not assessed, e.g. absence, withdrawal, or did not complete activity.

One student withdrew from the Winter 2016 course

4. Describe how students from all populations (day students on campus, DL, MM, evening, extension center sites, etc.) were included in the assessment based on your selection criteria.

All students that completed the course were assessed.

5. Describe the process used to assess this outcome. Include a brief description of this tool and how it was scored.

The activity is scored using a departmentally developed evaluation form. Each area within the full mouth series of radiographs are rated with a numerical score which are added to obtain a total. Students are expected to obtain 85% overall in order to be considered passing.

6. Briefly describe assessment results based on data collected for this outcome and tool during the course assessment. Discuss the extent to which students achieved this learning outcome and indicate whether the standard of success was met for this outcome and tool.

Met Standard of Success: Yes

In 2014, 93% of the students passed at 85% or higher overall. 88% of each set of radiographs per student scored 85% or higher. The standard of success was met.

In 2015, 93% of the students passed at 85% or higher overall. 89% of each set of radiographs per student scored 85% or higher. The standard of success was met.

In 2016, 100% of the students passed at 85% or higher overall. 91% of each set of radiographs per student scored 85% or higher. The standard of success was met.

Overall, for 2014-2016, 95% of the students passed at 85% or higher. The standard of success was met.

7. Based on your interpretation of the assessment results, describe the areas of strength in student achievement of this learning outcome.

Students were able to produce diagnostically acceptable radiographs.

8. Based on your analysis of student performance, discuss the areas in which student achievement of this learning outcome could be improved. If student met standard of success, you may wish to identify your plans for continuous improvement.

Each year as noted in the assessment data, student proficiency increased. Each year students were exposed to an increased number of patients. The practice of students providing their own patients to supplement those provided by the WCC clinic will continue.

Outcome 2: Demonstrate proper infection control techniques while obtaining dental radiographs.

- Assessment Plan
  - Assessment Tool: Review of performance ratings using clinical evaluation criteria
  - Assessment Date: Spring/Summer 2015
  - Course section(s)/other population: All
  - Number students to be assessed: All
  - How the assessment will be scored: Performance validations are rated with numerical scores. Scores are added to obtain a total.
  - Standard of success to be used for this assessment: 90% of students will pass on first attempt.
  - Who will score and analyze the data: DA Faculty

1. Indicate the Semester(s) and year(s) assessment data were collected for this report.

Fall (indicate years below)	Winter (indicate years below)	SP/SU (indicate years below)
	2016, 2015, 2014	

2. Provide assessment sample size data in the table below.

# of students enrolled	# of students assessed
44	43

3. If the number of students assessed differs from the number of students enrolled, please explain why all enrolled students were not assessed, e.g. absence, withdrawal, or did not complete activity.

One student withdrew from the Winter 2016 course

4. Describe how students from all populations (day students on campus, DL, MM, evening, extension center sites, etc.) were included in the assessment based on your selection criteria.

All students that completed the course were assessed.

5. Describe the process used to assess this outcome. Include a brief description of this tool and how it was scored.

Performance validations are rated with numerical scores. Scores are added to obtain a total.

6. Briefly describe assessment results based on data collected for this outcome and tool during the course assessment. Discuss the extent to which students achieved this learning outcome and indicate whether the standard of success was met for this outcome and tool.

Met Standard of Success: Yes

In 2014, 100% of the students passed at 85% or higher. The standard of success was met.

In 2015, 93% of the students passed at 85% or higher. The standard of success was met.

In 2016, 100% of the students passed at 85% or higher. The standard of success was met.

Overall, for 2014-2016, 100% of the students passed at 85% or higher. The standard of success was met.

7. Based on your interpretation of the assessment results, describe the areas of strength in student achievement of this learning outcome.

Students were able to effectively demonstrate proper infection prevention methods.

8. Based on your analysis of student performance, discuss the areas in which student achievement of this learning outcome could be improved. If student met standard of success, you may wish to identify your plans for continuous improvement.

Stressing the importance of maintaining proper infection prevention techniques will continue to be implemented in every course.

Outcome 3: Maintain patient records.

- Assessment Plan
  - Assessment Tool: Review of performance ratings using clinical evaluation criteria
  - Assessment Date: Spring/Summer 2015
  - Course section(s)/other population: All
  - Number students to be assessed: All
  - How the assessment will be scored: Performance validations are rated with numerical scores. Scores are added to obtain a total.
  - Standard of success to be used for this assessment: 90% of the students will pass on their first attempt.
  - Who will score and analyze the data: DA Faculty

1. Indicate the Semester(s) and year(s) assessment data were collected for this report.

Fall (indicate years below)	Winter (indicate years below)	SP/SU (indicate years below)
	2016, 2015, 2014	

2. Provide assessment sample size data in the table below.

# of students enrolled	# of students assessed
44	43

3. If the number of students assessed differs from the number of students enrolled, please explain why all enrolled students were not assessed, e.g. absence, withdrawal, or did not complete activity.

1 student withdrew from the Winter 2016 course
--

4. Describe how students from all populations (day students on campus, DL, MM, evening, extension center sites, etc.) were included in the assessment based on your selection criteria.

All students that completed the course were assessed.
---

5. Describe the process used to assess this outcome. Include a brief description of this tool and how it was scored.

Performance validations are rated with numerical scores. Scores are added to obtain a total.
--

6. Briefly describe assessment results based on data collected for this outcome and tool during the course assessment. Discuss the extent to which students achieved this learning outcome and indicate whether the standard of success was met for this outcome and tool.

Met Standard of Success: <u>Yes</u>
In 2014, 100% of the students passed at 85% or higher. The standard of success was met.
In 2015, 100% of the students passed at 85% or higher. The standard of success was met.
In 2016, 100% of the students passed at 85% or higher. The standard of success was met.
Overall, for 2014-2016, 100% of the students passed at 85% or higher. The standard of success was met.

7. Based on your interpretation of the assessment results, describe the areas of strength in student achievement of this learning outcome.

Students were able to properly maintain patient records.
--

8. Based on your analysis of student performance, discuss the areas in which student achievement of this learning outcome could be improved. If student met standard of success, you may wish to identify your plans for continuous improvement.

While the students were able to maintain patient records, importance of quality assurance documents such as the retake log and radiography prescription form need to be stressed more in the future.
--

Outcome 4: Provide patient education with regards to radiation safety.

- Assessment Plan
  - Assessment Tool: Review of student-produced brochure using criteria.
  - Assessment Date: Spring/Summer 2015
  - Course section(s)/other population: All
  - Number students to be assessed: All
  - How the assessment will be scored: Brochures are evaluated using a departmentally-developed rubric. Scores are added to obtain a total.

- Standard of success to be used for this assessment: 90% of the students will pass at 85%
- Who will score and analyze the data: DA Faculty

1. Indicate the Semester(s) and year(s) assessment data were collected for this report.

Fall (indicate years below)	Winter (indicate years below)	SP/SU (indicate years below)
	2016, 2015, 2014	

2. Provide assessment sample size data in the table below.

# of students enrolled	# of students assessed
44	43

3. If the number of students assessed differs from the number of students enrolled, please explain why all enrolled students were not assessed, e.g. absence, withdrawal, or did not complete activity.

1 student withdrew from the Winter 2016 course

4. Describe how students from all populations (day students on campus, DL, MM, evening, extension center sites, etc.) were included in the assessment based on your selection criteria.

All students that completed the course were assessed.

5. Describe the process used to assess this outcome. Include a brief description of this tool and how it was scored.

Brochures are evaluated using a departmentally developed rubric. Scores are added to obtain a total. Each area of the reflected on the rubric is scored on the basis of exemplary performance, at or above performance, below performance, and low performance.

6. Briefly describe assessment results based on data collected for this outcome and tool during the course assessment. Discuss the extent to which students achieved this learning outcome and indicate whether the standard of success was met for this outcome and tool.

Met Standard of Success: No  
 In 2014, 38% of the students passed at 85% or higher. The standard of success was not met.

In 2015, 47% of the students passed at 85% or higher. The standard of success was not met.

In 2016, 91% of the students passed at 85% or higher. The standard of success was met.

Overall, for 2014-2016, 53% of the students passed at 85% or higher. The standard of success was not met.

7. Based on your interpretation of the assessment results, describe the areas of strength in student achievement of this learning outcome.

After the implementation of a rough draft and example brochure, students were able to produce a more quality patient education tool.

8. Based on your analysis of student performance, discuss the areas in which student achievement of this learning outcome could be improved. If student met standard of success, you may wish to identify your plans for continuous improvement.

A rough draft and example will continue to be provided to the students.

## II. Course Summary and Action Plans Based on Assessment Results

1. Describe your overall impression of how this course is meeting the needs of students. Did the assessment process bring to light anything about student achievement of learning outcomes that surprised you?

Because of the support of the college, our students have access to 3 different types of image receptors. This diversity has met not only the needs of the students but those of the community. With the implementation of digital sensors for immediate feedback, the students have a greater understanding of how to obtain a quality radiograph and why an error may have occurred.

2. Describe when and how this information, including the action plan, was or will be shared with Departmental Faculty.

The faculty meet on a regular basis. The assessments results will be shared during the next meeting.

3. Intended Change(s)

Intended Change	Description of the change	Rationale	Implementation Date
No changes intended.			



4. Is there anything that you would like to mention that was not already captured?

Accreditation standards require small labs of only 6 students for each section. This has been supported by the administration and certainly is reflected in student outcomes.

### III. Attached Files

#### [Assessment Data](#)

**Faculty/Preparer:** Kristina Sprague **Date:** 11/21/2016  
**Department Chair:** Connie Foster **Date:** 11/22/2016  
**Dean:** Valerie Greaves **Date:** 12/12/2016  
**Assessment Committee Chair:** Ruth Walsh **Date:** 01/09/2017

**COURSE ASSESSMENT REPORT**

**I. Background Information**

1. Course assessed:  
 Course Discipline Code and Number: **DEN 128**  
 Course Title: **Dental Radiography Practicum**  
 Division/Department Codes: **MSH**
  
2. Semester assessment was conducted (check one):  
 Fall 20\_\_  
 Winter 2012\_\_  
 Spring/Summer 20\_\_
  
3. Assessment tool(s) used: check all that apply.  
 Portfolio  
 Standardized test  
 Other external certification/licensure exam (specify):  
 Survey  
 Prompt  
 Departmental exam  
 Capstone experience (specify):  
 Other (specify): Clinical Evaluation and Brochure assignment
  
4. Have these tools been used before?  
 Yes  
 No  
  
 If yes, have the tools been altered since its last administration? If so, briefly describe changes made.  
 No
  
5. Indicate the number of students assessed and the total number of students enrolled in the course.  
 55 total students: 19 from 2010, 17 from 2011 and 19 from 2012 .
  
6. If all students were not assessed, describe how students were selected for the assessment. *(Include your sampling method and rationale.)*  
 All students were assessed.

**II. Results**

1. Briefly describe the changes that were implemented in the course as a result of the previous assessment.  
**A clinical evaluation form was developed to better assess the students infection control, radiation safety and ability to maintain treatment records.**
  
2. List each outcome that was assessed for this report exactly as it is stated on the course master syllabus. *(You can copy and paste these from CurricUNET's WR report.)*

<b>Outcome #1</b>	<b>Produce diagnostically acceptable dental radiographs given a variety of patients.</b>
<b>Outcome #2</b>	<b>Demonstrate proper infection control and radiation safety techniques while obtaining dental radiographs.</b>
<b>Outcome #3</b>	<b>Maintain patient records.</b>
<b>Outcome #4</b>	<b>Provide patient education with regards to radiation safety</b>
  
3. For each outcome that was assessed, indicate the standard of success exactly as it is stated on the course master syllabus. *(You can copy and paste these from CurricUNET's WR report.)*

<b>Outcome 1:</b>	<b>Standard to be used is 90% of students will pass at 85%</b>
<b>Outcome 2:</b>	<b>Standard to be used is 90% of students will pass at 85%</b>
<b>Outcome 3:</b>	<b>Standard to be used is 90% of students will pass at 85%</b>
<b>Outcome 4:</b>	<b>Standard to be used is 90% of students will pass at 85%</b>

**COURSE ASSESSMENT REPORT**

4. Briefly describe assessment results based on data collected during the course assessment. Indicate the extent to which students are achieving each of the learning outcomes listed above and state whether the standard of success was met for each outcome. *In a separate document, include a summary of the data collected and any rubrics or scoring guides used for the assessment.*

**Outcome #1**            **36 out of 55 students passed at 85% or higher on each FMX**  
**98% of the students (54 out of 55) passed at 85% or higher on average FMX**  
**While on each FMX students did not meet the benchmark, overall they showed improvement with each FMX and with their average score, met the benchmark.**

**Outcome #2 and #3** **100% of students passed at 90% or higher**  
**Benchmark was met.**

**Outcome #4**            **25 out of 55 students passed at 85% or higher**  
**Benchmark was not met.**

5. Describe the areas of strength and weakness in students' achievement of the learning outcomes shown in the assessment results. *(This should be an interpretation of the assessment results described above and a thoughtful analysis of student performance.)*

**Strengths: The students proved their clinical competence with regards to infection control and patient radiation safety. As mentioned above, with each subsequent FMX they showed improvement and overall met the benchmark of 90% of the students passed at 85%.**

**Weaknesses: Their ability to translate the information into a valuable patient education tool has continued to be a problem. The appropriate use of visual aids as well as spelling and grammar mistakes continues to be a concern. Both are clearly spelled out in the attached rubric.**

**III. Changes influenced by assessment results**

1. If weaknesses were found (see above) or students did not meet expectations, describe the action that will be taken to address these weaknesses. *(If students met all expectations, describe your plan for continuous improvement.)*

**We have tried giving the students longer to create the assignment and shown them examples. They still hurry through the assignment and don't have others review it for content or "curb appeal". Maybe the ability to submit a rough draft will allow them to better understand what we are looking for.**

2. Identify intended changes that will be instituted based on results of this assessment activity (check all that apply). Please describe changes and give rationale for change.

a.  Outcomes/Assessments on the Master Syllabus  
 Change/rationale:

b.  Objectives/Evaluation on the Master Syllabus  
 Change/rationale:

c.  Course pre-requisites on the Master Syllabus  
 Change/rationale:

d.  1<sup>st</sup> Day Handouts  
 Change/rationale:

e.  Course assignments  
 Change/rationale: **Allowing for a rough draft submission of the brochure assignment**

f.  Course materials (check all that apply)  
 Textbook  
 Handouts

**COURSE ASSESSMENT REPORT**

Other:

g.  Instructional methods  
Change/rationale:

h.  Individual lessons & activities  
Change/rationale:

3. What is the timeline for implementing these actions? **This will be implemented in the next course offering in Winter 2013.**

**IV. Future plans**

1. Describe the extent to which the assessment tools used were effective in measuring student achievement of learning outcomes for this course.

**All assessment tools were found to be effective**

2. If the assessment tools were not effective, describe the changes that will be made for future assessments.




3. Which outcomes from the master syllabus have been addressed in this report?

All X Selected \_\_\_\_\_

If "All", provide the report date for the next full review: Spring/Summer 2015

If "Selected", provide the report date for remaining outcomes: \_\_\_\_\_

**Submitted by:**

Print: <u>Kristina Sprague</u> Faculty/Preparer	Signature: <u></u>	Date: <u>8/12/12</u>
Print: <u>Connie FORTEN</u> Department Chair	Signature: <u></u>	Date: <u>8/14/12</u>
Print: <u>M. Shoemaker</u> Dean/Administrator	Signature: <u></u>	Date: <u>8/22/12</u>

**COURSE ASSESSMENT REPORT**

**I. Background Information**

1. Course assessed:  
 Course Discipline Code and Number: **DEN 128**  
 Course Title: **Dental Radiography Practicum**  
 Division/Department Codes: **MSH**

2. Semester assessment was conducted (check one):

- Fall 20\_\_
- Winter 2012\_\_
- Spring/Summer 20\_\_

3. Assessment tool(s) used: check all that apply.

- Portfolio
- Standardized test
- Other external certification/licensure exam (specify):
- Survey
- Prompt
- Departmental exam
- Capstone experience (specify):
- Other (specify): Clinical Evaluation and Brochure assignment

4. Have these tools been used before?

- Yes
- No

If yes, have the tools been altered since its last administration? If so, briefly describe changes made.  
 No

5. Indicate the number of students assessed and the total number of students enrolled in the course.  
 55 total students: 19 from 2010, 17 from 2011 and 19 from 2012 .

6. If all students were not assessed, describe how students were selected for the assessment. *(Include your sampling method and rationale.)*  
 All students were assessed.

**II. Results**

1. Briefly describe the changes that were implemented in the course as a result of the previous assessment.  
**A clinical evaluation form was developed to better assess the students infection control, radiation safety and ability to maintain treatment records.**

2. List each outcome that was assessed for this report exactly as it is stated on the course master syllabus. *(You can copy and paste these from CurricUNET's WR report.)*

- Outcome #1            Produce diagnostically acceptable dental radiographs given a variety of patients.**
- Outcome #2            Demonstrate proper infection control and radiation safety techniques while obtaining dental radiographs.**
- Outcome #3            Maintain patient records.**
- Outcome #4            Provide patient education with regards to radiation safety**

3. For each outcome that was assessed, indicate the standard of success exactly as it is stated on the course master syllabus. *(You can copy and paste these from CurricUNET's WR report.)*

- Outcome 1: Standard to be used is 90% of students will pass at 85%**
- Outcome 2: Standard to be used is 90% of students will pass at 85%**
- Outcome 3: Standard to be used is 90% of students will pass at 85%**
- Outcome 4: Standard to be used is 90% of students will pass at 85%**

**COURSE ASSESSMENT REPORT**

4. Briefly describe assessment results based on data collected during the course assessment. Indicate the extent to which students are achieving each of the learning outcomes listed above and state whether the standard of success was met for each outcome. *In a separate document, include a summary of the data collected and any rubrics or scoring guides used for the assessment.*

**Outcome #1** 36 out of 55 students passed at 85% or higher on each FMX  
 98% of the students (54 out of 55) passed at 85% or higher on average FMX  
 While on each FMX students did not meet the benchmark, overall they showed improvement with each FMX and with their average score, met the benchmark.

**Outcome #2 and #3** 100% of students passed at 90% or higher  
 Benchmark was met.

**Outcome #4** 25 out of 55 students passed at 85% or higher  
 Benchmark was not met.

5. Describe the areas of strength and weakness in students' achievement of the learning outcomes shown in the assessment results. *(This should be an interpretation of the assessment results described above and a thoughtful analysis of student performance.)*

**Strengths:** The students proved their clinical competence with regards to infection control and patient radiation safety. As mentioned above, with each subsequent FMX they showed improvement and overall met the benchmark of 90% of the students passed at 85%.

**Weaknesses:** Their ability to translate the information into a valuable patient education tool has continued to be a problem. The appropriate use of visual aids as well as spelling and grammar mistakes continues to be a concern. Both are clearly spelled out in the attached rubric.

**III. Changes influenced by assessment results**

1. If weaknesses were found (see above) or students did not meet expectations, describe the action that will be taken to address these weaknesses. *(If students met all expectations, describe your plan for continuous improvement.)*

**We have tried giving the students longer to create the assignment and shown them examples. They still hurry through the assignment and don't have others review it for content or "curb appeal". Maybe the ability to submit a rough draft will allow them to better understand what we are looking for.**

2. Identify intended changes that will be instituted based on results of this assessment activity (check all that apply). Please describe changes and give rationale for change.

a.  Outcomes/Assessments on the Master Syllabus  
 Change/rationale:

b.  Objectives/Evaluation on the Master Syllabus  
 Change/rationale:

c.  Course pre-requisites on the Master Syllabus  
 Change/rationale:

d.  1<sup>st</sup> Day Handouts  
 Change/rationale:

e.  Course assignments  
 Change/rationale: **Allowing for a rough draft submission of the brochure assignment**

f.  Course materials (check all that apply)  
 Textbook  
 Handouts

**COURSE ASSESSMENT REPORT**

Other:

g.  Instructional methods  
Change/rationale:

h.  Individual lessons & activities  
Change/rationale:

3. What is the timeline for implementing these actions? **This will be implemented in the next course offering in Winter 2013.**

**IV. Future plans**

1. Describe the extent to which the assessment tools used were effective in measuring student achievement of learning outcomes for this course.

**All assessment tools were found to be effective**

2. If the assessment tools were not effective, describe the changes that will be made for future assessments.




3. Which outcomes from the master syllabus have been addressed in this report?

All X Selected \_\_\_\_\_

If "All", provide the report date for the next full review: Spring/Summer 2015

If "Selected", provide the report date for remaining outcomes: \_\_\_\_\_

**Submitted by:**

Print: <u>Kristina Sprague</u> Faculty/Preparer	Signature: <u></u>	Date: <u>8/12/12</u>
Print: <u>Connie FORTEN</u> Department Chair	Signature: <u></u>	Date: <u>8/14/12</u>
Print: <u>M. Shoemaker</u> Dean/Administrator	Signature: <u></u>	Date: <u>8/22/12</u>